





POOL/piscine/ Piscina/POOL/ Piscina/Zwembad/ Piscina/POOL/ pawłoka basenowa/ Б А С Е Н Н А / プール/水池	POOL SIZE/TAILLE/ TAMAÑO/Bröße/ Dimensione/ Afmeting/ TAMANHO/ starrelse/ ROZMIAR BASENU/ P A 3 M E P / サイズ/尺寸	GROUND SIZE/Taille de terrain/ SUPERFICIE NECESARIA/Grundgröße /DIMENSIONI A TERRA/GRONDMAAT/MEDIDAS DA PISCINA/ GRUND STØRRELSE/ROZMIAR PODŁOŻA/ P A 3 M E P П Л О Щ А Д К И / グランドサイズ/占地面积 (L X W)			Pump running time (Hours) / Temps de fonctionnement recommandé par jour (heures) / Horas recomendadas por día (Horas) / Empfohlene Betriebsstunden pro Tag (Stunden) / Ore di funzionamento raccomandate al giorno (ore) / Aanbevolen werkdagenuren per dag (Uur) / Horas recomendadas por día (horas) / Anbefalede timer per dag (timer) / Zalecane godziny pracy (Godziny) / Рекомендуемое количество часов работы в день (Часы) / ポンプの作動時間表 (毎時) / 过滤器运行时间 (小时)																																	
		#601/602(BR/AU) #603/604(BR/AU) #637R/638R(BR/AU) #635T/636T(BR/AU) #633T/634T	#602(FR) #604(FR) #638R(FR) #636T(FR) #634T(FR/GS) ECO7211(FR/GS) SF90220T(FR/GS) ECO15220-1(FR) SF80220-1(FR/GS) ECO20220-1(FR) SF70110-1/70220-1 SF60110-1/60220-1	#602G GS #604G GS #638G GS #636G GS	#602G GS #604G GS #638G GS #636G GS	#601 #602G GS BR AU	#602 FR	#603 #604 BR AU	#604 FR	#604G GS	#637R #638R BR AU	#638R FR	#638G GS	#635T #636T BR AU	#636T FR	#636G GS	#633T #634T FR GS	#634T FR GS	SF90110T SF90220T ECO7111 ECO7221 ECO7231	SF90220T FR GS	ECO7221 FR	ECO15110-1 ECO15220-1 ECO15230-1	SF80110-1 SF80220-1	SF80220-1 FR GS	ECO20110-1 ECO20220-1 ECO20230-1	ECO20220-1 FR	SF70110-1 SF70220-1	SF70220-1 FR GS	SF60110-1	SF60220-1	SF60220-1 FR GS							
		(L/m)/(m³/heure)/(litros/hora)/(liter/stunde)/(litri/orari)/(liter per uur)/(litros/hora)/(liter/time)/(LITRO/h)/(ампер/час)/(л/метр)/(升/小时)																																				
					1,249	1,249	2,006	2,006	2,271	3,785	3,785	3,407	5,678	5,678	5,678	9,463	9,463	4,542	4,542	4,542	6,056	7,949	7,949	10,030	10,030	10,598	10,598	11,355	12,112	12,112								
	6'x20"	3.5m x 3.5m	5.0m x 5.0m	8.0m x 8.0m	1	1	1	1	1																													
	8'x30"	4.0m x 4.0m	5.5m x 5.5m	8.5m x 8.5m	2	2	1	1	1																													
	10'x30"	4.5m x 4.5m	6.0m x 6.0m	9.0m x 9.0m	3	4	2	2	2																													
	10'x36"	4.5m x 4.5m	6.0m x 6.0m	9.0m x 9.0m	4	5	3	3	2																													
	12'x30"	5.0m x 5.0m	6.5m x 6.5m	9.5m x 9.5m	5	6	3	3	3																													
	12'x33"	5.0m x 5.0m	6.5m x 6.5m	9.5m x 9.5m	5	6	3	4	3																													
	12'x36"	5.0m x 5.0m	6.5m x 6.5m	9.5m x 9.5m	6	7	4	4	4																													
	13'x33"	5.5m x 5.5m	7.0m x 7.0m	10.0m x 10.0m	6	7	4	4	4	3	3	3																										
	15'x33"	6.0m x 6.0m	7.5m x 7.5m	10.5m x 10.5m			5	6	5	3	4	4						2	3	3	2	2	2															
	15'x42"	6.0m x 6.0m	7.5m x 7.5m	10.5m x 10.5m			7	7	7	4	5	5						3	3	3	2	2	3															
15'x48"	6.0m x 6.0m	7.5m x 7.5m	10.5m x 10.5m						5	5	5						4	4	4	2	2	3																
16'x42"	6.5m x 6.5m	8.0m x 8.0m	11.0m x 11.0m						5	5	5						4	4	4	3	2	3																
18'x48"	7.0m x 7.0m	8.5m x 8.5m	11.5m x 11.5m										5	5	5	3	3	5	6	5	4	3	4	3	3	3	3	2	2	2	2	2	2	2				
18'x52"	7.0m x 7.0m	8.5m x 8.5m	11.5m x 11.5m										5	5	5	3	3	6	6	6	4	4	5	3	3	3	3	2	2	2	3	3	3	3				
	86-5/8"x59"x23-5/8"	3.5m x 3.0m	3.5m x 4.5m	3.5m x 7.5m	1	2	1	1	1	1	1	1	1	1																								
	102-1/2"x63"x25-5/8"	4.0m x 3.0m	4.0m x 4.5m	4.0m x 7.5m	2	2	1	1	1	1	1	1	1	1																								
	118"x78-3/4"x29-1/2"	4.5m x 3.5m	4.5m x 5.0m	4.5m x 8.0m	3	4	2	2	2	1	1	1	1	1																								
	177-1/4"x86-5/8"x33"	6.0m x 4.0m	6.0m x 5.5m	6.0m x 8.5m	6	7	4	4	4	3	3	3																										
	10'x30"	4.5m x 4.5m	6.0m x 6.0m	9.0m x 9.0m	4	4	2	3	2	2	2	2	2																									
	12'x30"	5.0m x 5.0m	6.5m x 6.5m	9.5m x 9.5m	6	6	4	4	3	2	2	2	2																									
	12'x33"	5.0m x 5.0m	6.5m x 6.5m	9.5m x 9.5m	6	7	4	4	4	3	3	3																										
	12'x36"	5.0m x 5.0m	6.5m x 6.5m	9.5m x 9.5m	7	8	4	5	4	3	3	3																										
	12'x39"	5.0m x 5.0m	6.5m x 6.5m	9.5m x 9.5m	8	9	5	5	5	3	3	3																										
	12'x48"	5.0m x 5.0m	6.5m x 6.5m	9.5m x 9.5m			6	6	6	4	4	4																										
	14'x42"	6.0m x 6.0m	7.5m x 7.5m	10.5m x 10.5m			7	7	7	4	5	5						3	3	3	2	2	3															
	15'x33"	6.0m x 6.0m	7.5m x 7.5m	10.5m x 10.5m						4	4	4						3	3	3	2	2	2															
	15'x36"	6.0m x 6.0m	7.5m x 7.5m	10.5m x 10.5m						4	5	5						3	3	3	2	2	3															
	15'x42"	6.0m x 6.0m	7.5m x 7.5m	10.5m x 10.5m						5	5	6						4	4	4	3	2	3															
	15'x48"	6.0m x 6.0m	7.5m x 7.5m	10.5m x 10.5m						6	6	6						4	5	4	3	3	4															
	16'x48"	6.5m x 6.5m	8.0m x 8.0m	11.0m x 11.0m										4	4	5	3	3	5	5	5	3	3	4	2	3	2	3	2	2	2	2	2	2	2	2	2	
	18'x48"	7.0m x 7.0m	8.5m x 8.5m	11.5m x 11.5m										5	6	6	3	4	6	7	6	4	4	5	3	3	3	3	3	3	3	3	3	3	3	3		
24'x52"	9.0m x 9.0m	10.5m x 10.5m	-													7	7					8	8		6	7	6	7	5	5	5	5	5	5	6			

POOL/piscine/ Piscina/POOL/ Piscina/Zwembad/ Piscina/POOL/ powłoka basenowa/ Б А С Е Й Н А / プール/水池	POOL SIZE/TAILLE/ TAMAÑO/Bröße/ Dimensione/ Afmeting/ TAMANHO/ størrelse/ ROZMIAR BASENU/ P A З М Е Р / サイズ/尺寸	GROUND SIZE/Taille du terrain/ SUPERFICIE NECESARIA/Grundgröße /DIMENSIONI A TERRA/GRONDMAAT/MEDIDAS DA PISCINA/ GRUND STØRRELSE/ROZMIAR PODŁOŻA/ P A З М Е Р П Л О Ш А Д К И / グランドサイズ/占地面积 (L X W)			Pump running time (Hours) / Temps de fonctionnement recommandé par jour (heures) / Horas recomendadas por día (Horas) / Empfohlene Betriebsstunden pro Tag (Stunden) / Ore di funzionamento raccomandate al giorno (ore) / Aanbevolen werkingsuren per dag (Uur) / Horas recomendadas por día (horas) / Anbefalede timer per dag (timer) / Zalecane godziny pracy (Godziny) / Рекомендуемое количество часов работы в день (Часы) / ポンプの作動時間表 (毎時) / 过滤器运行时间 (小时)																																																		
		#601/602(BR/AU) #603/604(BR/AU) #637R/638R(BR/AU) #635T/636T(BR/AU) #633T/634T ECO7111/7211/7231 SF90110-1/SF90220T ECO15110-1/15220-1/15230-1 SF80110-1/80220-1 ECO20110-1/20220-1/20230-1 SF70110-1/70220-1 SF60110-1/60220-1	#602(FR) #604(FR) #638R(FR) #636T(FR) #634T(FR/GS) ECO7211(FR/GS) SF90220T(FR/GS) ECO15220-1(FR) SF80220-1(FR/GS) ECO20220-1(FR) SF70220-1(FR/GS) SF60220-1(FR/GS)	#602G GS #604G GS #638G GS #636G GS	#601 #602G GS BR AU	#602 FR	#603 BR AU	#604 FR	#604G GS	#637R BR AU	#638R FR	#638G GS	#635T BR AU	#636T FR	#636G GS	#633T #634T	#634T FR GS	SF90110T SF90220T ECO7111 ECO7221 ECO7231	SF90220T FR GS	ECO7221 FR	ECO15110-1 ECO15220-1 ECO15230-1	SF80110-1 SF80220-1	SF80220-1 FR GS	ECO20110-1 ECO20220-1 ECO20230-1	ECO20220-1 FR	SF70110-1 SF70220-1	SF70220-1 FR GS	SF60110-1	SF60220-1 FR GS																										
																														330	330	530	530	600	1,000	1,000	900	1,500	1,500	1,500	2,500	2,500	1,200	1,200	1,200	1,600	2,100	2,100	2,650	2,650	2,800	2,800	3,000	3,200	3,200
																														(L/hr)/(m³/heure)/(litros/hora)/(liter/stunde)/(litri/orari)/(Liter per uur)/(litros/hora)/(liter/time)/(LITRÖR/h)/(м³/час)/(每時)/(升/小时)																									
1,249	1,249	2,006	2,006	2,271	3,785	3,785	3,407	5,678	5,678	5,678	9,463	9,463	4,542	4,542	4,542	6,056	7,949	7,949	10,030	10,030	10,598	10,598	11,355	12,112	12,112																														
	18'x10'x42"	6.0m x 5.0m	6.0m x 6.5m	6.0m x 9.5m			6	6	6	4	4	4				3	3	3	2	2	2																																		
	20'x12'x48"	7.0m x 6.0m	7.0m x 7.5m	7.0m x 10.5m								4	4	4	2	3	4	5	4	3	3	4	2	2	2	2	2	2	2																										
	14'x42"	6.0m x 6.0m	7.5m x 7.5m	10.5m x 10.5m			7	7	7	4	5	5				3	3	3	2	2	3																																		
	14'x48"	6.0m x 6.0m	7.5m x 7.5m	10.5m x 10.5m			8		8	5	5	6				4	4	4	3	2	3																																		
	15'x48"	6.0m x 6.0m	7.5m x 7.5m	10.5m x 10.5m						6	6	6					4	5	4	3	3	4																																	
	16'x48"	6.5m x 6.5m	8.0m x 8.0m	11.0m x 11.0m									4	4	5	3	3	5	5	5	3	3	4	2	3	2	3	2	2	2																									
	16'x52"	6.5m x 6.5m	8.0m x 8.0m	11.0m x 11.0m									5	5	5	3	3	5	6	6	4	3	4	3	3	3	3	2	2	3																									
	18'x48"	7.0m x 7.0m	8.5m x 8.5m	11.5m x 11.5m									5	6	6	3	4	6	7	6	4	4	5	3	3	3	3	3	3	3																									
	18'x52"	7.0m x 7.0m	8.5m x 8.5m	11.5m x 11.5m									6	6	6	4	4	7	7	7	5	4	6	3	4	3	4	3	3	3																									
	20'x48"	8.0m x 8.0m	9.5m x 9.5m	12.5m x 12.5m									7	7	7	4	5	8	8	8	5	5	6	4	4	4	4	3	3	4																									
	20'x52"	8.0m x 8.0m	9.5m x 9.5m	12.5m x 12.5m									7	8	8	5	5				6	5	7	4	5	4	5	4	4	4																									
	22'x52"	8.5m x 8.5m	11.0m x 11.0m	-													6	6			7	7	8	5	6	5	6	4	4	5																									
24'x52"	9.0m x 9.0m	12.5m x 12.5m	-													7	7			8	8	10	6	7	6	7	5	5	6																										
26'x52"	9.5m x 9.5m	14.0m x 14.0m	-													8	8						7	8	7	8	6	6	7																										
	9.875'x5.75'x31.5"	6.5m x 4.0m	6.5m x 5.5m	6.5m x 8.5m	3	4	2	2	2	1	1	1				1	1	1	1	1	1																																		
	13.125'x6.5'x39.375"	6.5m x 4.0m	6.5m x 5.5m	6.5m x 8.5m	6	7	4	4	4	2	3	3				2	2	2	1	1	1																																		
	16'x8'x42"	7.0m x 4.5m	7.0m x 6.0m	7.0m x 9.0m			6	6	6	4	4	4					3	3	3	2	2	2																																	
	14'x14'x42"	6.0m x 6.0m	7.5m x 7.5m	10.5m x 10.5m						6	6	6					4	5	4	3	3	4																																	
	16'x16'x48"	6.5m x 6.5m	8.0m x 8.0m	11.0m x 11.0m									6	6	6	3	4	6	7	7	4	4	5	3	3	3	3	3	3	3																									
	15'x9'x48"	7.0m x 4.5m	7.0m x 6.0m	7.0m x 9.0m									3	3	3	2	2	3	4	3	2	2	3	2	2	2	2	1	1	2																									
	18'x9'x52"	7.5m x 4.5m	7.5m x 6.0m	7.5m x 9.0m									4	4	4	2	3	4	5	5	3	3	4	2	2	2	2	2	2	2																									
	24'x12'x52"	9.0m x 6.0m	9.0m x 7.5m	9.0m x 10.5m									7	7	8	4	5	8	9	8	6	5	7	4	4	4	4	3	3	4																									
32'x16'x52"	11.0m x 7.0m	11.0m x 8.5m	-												8	8						7	8	7	8	6	6	7																											
	15'8"x49"	6.0m x 6.0m	7.5m x 7.5m	10.5m x 10.5m								4	4	4	2	3	4	5	4	3	3	4	2	2	2	2	2	2	2																										